

SHARPER IMAGE®



GO 4

RECHARGEABLE HANDHELD FAN OWNER'S GUIDE



MODELS
GO 4, GO 4C

CONTENTS

Important Safety Instructions.....	4
Product Information.....	10
Getting Started	12
Charge Dock.....	13
How to Use.....	14
Cleaning & Storage.....	15
Troubleshooting	16
Warranty.....	17

READ AND SAVE THESE INSTRUCTIONS

IMPORTANT SAFETY INSTRUCTIONS

This owner's guide and any additional inserts are considered part of the product. They contain important information about safety, use and disposal. Before using the product, please familiarize yourself with all operating and safety instructions. Please keep all documents for future reference and pass these documents on, together with the product, to any future owner. See sihomecomfort.com to view, download and print the most current version of these instructions.

INTENDED USE: This product is intended to circulate the air in indoor living spaces only in the United States and Canada. This product is not intended for outdoor, commercial, or industrial use. The manufacturer assumes no responsibility for damage or injury due to unauthorized use or product modification. Failure to follow these directions will void the product warranty. Before first use, please ensure product is fully charged. Refer to GETTING STARTED portion of this owner's guide.

WARNING: Risk to Children and Impaired Persons

- Supervision is required during the installation, operation, cleaning and maintenance of this product by children age 12 years and younger and anyone with reduced physical, sensory or mental capabilities. Children should be supervised to ensure that they do not play with the appliance, its parts and packaging material.

INSTALLATION WARNING—To reduce risk of fire, electrical shock and injury to persons, observe the following:

- Do not operate or charge this product outdoors where it could be exposed to weather or elements.
- Place this product away from curtains, draperies, tablecloths and other fabrics, since they may be drawn into the fan, damage the motor and/or cause a fire.
- No part of this product (the appliance, power cord, plug, packaging, etc.) should be placed near furnaces, fireplaces, stoves or other high temperature heat sources. Do not use this product in a window, on an uneven or unstable surface, or near water.
- The appliance, power supply, power cord and plug cannot come into contact with water. Do not use this product on wet surfaces. Do not use this product in a bathtub or shower or position product where it may fall into a bathtub, laundry, swimming pool or other water container.
- Do not run cord under carpeting. Do not cover cord with throw rugs, runners, or similar coverings. Do not route cord under furniture or appliances. Arrange cord away from traffic area and where it will not be tripped over. The cord should not hang over edges of counters or be placed where it can be crimped or closed in doors. Place appliance near an easily accessible outlet so the product can be unplugged quickly during an emergency.

SAFE USE WARNING—To reduce risk of fire, electrical shock and injury to persons, observe the following:

- To reduce likelihood of circuit overload, fire and electric shock, do not operate with a solid state speed device, such as a dimmer control

switch.

- Do not operate any fan with a damaged cord or plug. Do not operate product if it has received a sharp blow, been dropped, or otherwise damaged in any way. If damaged, discard fan immediately (see PRODUCT DISPOSAL). To avoid risk of electrical shock, do not attempt to repair or replace parts. Contact (833.800.8669) or (help@sihomecomfort.com) for further instructions about replacement.
- Product contains lithium ion battery. Do not operate or charge fan if unit is hot to touch or fan body is bulging. Contact consumer service immediately.
- When battery operated fan is not in use, keep it away from other metal objects such as paper clips, coins, keys, nails, screws, or other small metal objects that can make a connection from one terminal to another. Shorting the battery terminals together may cause sparks, burns, or a fire.
- A battery-operated fan with integral batteries shall be recharged only with the specified charger for the battery. A charger that may be suitable for one type of battery may create a risk of fire when used with another battery.
- Risk of Overheating - Do not charge fan from external power bank or battery pack.
- Risk of fire - Use battery operated fan only with installed battery. Battery is not removable or replaceable. Do not attempt to access.
- Never use the cord as a handle or otherwise yank, strain or stretch the power cord.
- While the product is plugged in, do not insert or allow foreign objects to enter any input or output opening as this may cause risk of electric

shock or fire, or damage the product.

- A loose fit between wall outlet (receptacle) and plug may cause overheating and distortion of the plug. Discontinue use of the product in this outlet. Contact a qualified electrician to replace loose or worn outlets.
- Before moving, repositioning, servicing, cleaning and when not in use, use the product controls to turn off the power and then unplug. Also, power off and unplug if the product will be left unattended for an extended period of time or during electrical storms.

SERVICING WARNING—To reduce risk of fire, electrical shock and injury to persons, observe the following:

- Clean your product regularly, only as is instructed in this manual. Prior to cleaning, turn off the power on your product and unplug. Do not use gasoline, thinners, solvents, ammonias or other chemicals for cleaning. Refer to the CLEANING instructions provided.
- Do not open appliance housing. To avoid risk of shock, all service and/or repairs must be done by an Authorized Service Center.

PRODUCT DISPOSAL

This product contains an integral lithium battery which is not removable or replaceable. Do not incinerate this product, even if it is severely damaged. The batteries can explode in a fire. Do not dispose of product in normal household waste. We encourage you to help protect our environment and recycle this product through a local electronics recycling program. Please observe local regulations for proper disposal.

FCC Compliance Statement

This device complies with Part 15 of the FCC Rules. Operation is subject to the following two conditions: (1) This device may not cause harmful interference, and (2) this device must accept any interference received, including interference that may cause undesired operation.

NOTE: This equipment has been tested and found to comply with the limits for a Class B digital device, pursuant to part 15 of the FCC Rules. These limits are designed to provide reasonable protection against harmful interference in a residential installation. This equipment generates, uses and can radiate radio frequency energy and, if not installed and used in accordance with the instructions, may cause harmful interference to radio communications. However, there is no guarantee that interference will not occur in a particular installation. If this equipment does cause harmful interference to radio or television reception, which can be determined by turning the equipment off and on, the user is encouraged to try to correct the interference by one or more of the following measures:

- Reorient or relocate the receiving antenna.
- Increase the separation between the equipment and receiver.
- Connect the equipment into an outlet on a circuit different from that to which the receiver is connected.
- Contact Customer Service or dealer or an experienced radio/TV technician for help.

This Class B digital apparatus complies with Canadian ICES-003.

Changes or modifications not expressly approved by the party responsible for compliance could void the user's authority to operate the equipment.

Supplier's FCC Declaration of Conformity

Unique Identifier: Sharper Image Models: GO 4, GO 4C

Responsible Party: Vornado Air LLC

Mailing Address: 415 E. 13th St., Andover, KS 67002


Contact: www.sihomecomfort.com

SAVE THESE INSTRUCTIONS

PRODUCT INFORMATION

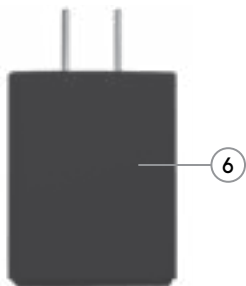
Your product includes the following:

- | | |
|---|-----------------|
| 1 | Fan |
| 2 | Micro USB Cord |
| 3 | Micro USB Input |
| 4 | ON/OFF Button |
| 5 | Indicator Light |



MODEL GO4C ONLY

- 6** | AC Adapter
- 7** | Charge Dock

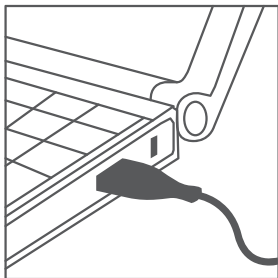


GETTING STARTED

You will need to charge the fan before first use:

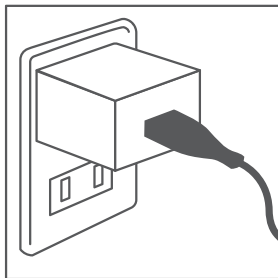
1. Remove product from all packaging.
2. Insert the micro USB plug of USB cord into the micro USB Input on product.
3. Connect the other end of USB connector to a power source.

Connect to power in two ways:



Insert the USB plug of cord provided into the USB input of your computer or similar device.

OR



Insert the USB plug of cord provided into the AC adaptor (model GO 4C only). Use only the GO 4C AC Adaptor that was provided with your product.

CHARGE DOCK GO 4C only.

The GO 4C model also includes a Charge dock. The fan must be fully charged before first use. Refer to GETTING STARTED for instructions on charging.

To use the optional charge dock:



First, connect the micro USB plug of USB cord into the micro USB input on charge dock. Connect to power source (see page 12).



Finally, place the GO 4C on the charge dock facing forward. When the LED indicator light is solid green, the product is fully charged and ready to use.

HOW TO USE

Please check the Indicator Light, located on the back of the product.



Solid Green - Product fully charged, ready for use

Fading Green - Product charging, above 70% charged

Fading Red - Product charging, low charge

Flashing Red - Critically low, needs to be charged



POWER ON / OFF

1. Press (⏻) to power unit on.
2. There are three speeds: LOW, MEDIUM, HIGH.
Press (⏻) to select desired speed.
3. Press and hold (⏻) for three seconds to turn unit off.

CLEANING & STORAGE

Your fan will need regular cleaning. The fan has no user serviceable parts inside and cannot be opened for cleaning. Never clean the product in any manner other than instructed in this owner's guide.

1. Power off and unplug the unit prior to cleaning.
2. Dust or wipe the fan with a damp cloth.
3. Use the brush attachment on your household vacuum cleaner to vacuum any accumulated dust.

Note: The motor is permanently lubricated and requires no oiling.

During the off-season or after extended periods of non-use, you may choose to store your fan. To ensure long life of the product, it is recommended to store your fan by following these instructions:

1. Bring your product to a 70% state of charge (Fading green LED).
2. Unplug product and bundle cord loosely.
3. Cover, or place back in retail carton if available. This prevents fan from accumulating dust over time.
4. Store fan in cool and dry location.



CAUTION: Do not store or use in extreme temperature conditions. Store at room temperatures of 68-140°F (20-60°C).

TROUBLESHOOTING

PROBLEM	POSSIBLE CAUSE AND SOLUTION
The unit fails to power on.	Unit is not plugged in. Plug Power Cord into USB outlet or AC adapter.
	If using the AC adapter, check that it is plugged into an AC outlet.
	Ensure unit fan speed setting is selected.
	Unit is damaged or in need of repair. Cease usage and unplug. Contact Consumer Service for assistance.
	The outlet is worn or damaged. Try another outlet for AC adapter or contact a qualified electrician.
The unit fails to power on, no indicator light	Battery power is low and may need to be recharged. Plug unit into power source and wait 1 hour to check if indicator light is functioning. If still no function, contact Consumer Service for assistance.
Airflow is weak or slow.	Ensure unit is set to highest setting for maximum air circulation.
	Airflow is blocked. Remove obstruction.
	Adjust direction of airflow towards the user.
Handle is bulging or hot to the touch.	Lithium battery may be damaged. To avoid risk of fire or explosion, cease use immediately and contact consumer service. Make sure unit is unplugged and away from all power sources.



WARRANTY

If you're not satisfied with this product, let us know.

Vornado Air, LLC warrants to the original consumer or purchaser this Sharper Image® Fan ("Product") is free from defects in material or workmanship for a period of one (1) year from the date of purchase. If any such defect is discovered within the warranty period, Vornado, at its discretion, will repair or replace the Product at no cost.

For warranty or repair service: Call 833-800-8669 or email help@sihomecomfort.com to obtain a Return Authorization ("RA") form. Please have or include your Product's model number and serial number, as well as your name, address, city, state, zip code and phone number when contacting Vornado for warranty service.

After receiving the RA form, ship your Product to: Vornado Air LLC Attn: Warranty & Repair 415 East 13th Street Andover, KS 67002. For your convenience, please have your model number and serial number when contacting Vornado with service inquiries. To assure proper handling, packages must be clearly marked with the RA number. Packages not clearly marked with the RA number may be refused at the receiving dock. Please allow 1-2 weeks for repair and return of your Product after the Product is received.

Repairs not covered by the warranty or outside the warranty period will require a fee to cover the cost of materials, labor, handling and shipping.

This warranty does not apply to defects resulting from abuse of the Product, modification, alteration, mishandling, improper maintenance, commercial use or repair or service of the Product by anyone other than Vornado; damages which occur in shipment or are attributed to acts of God. Improper product use, which includes using an external device that alters or converts the voltage or frequency of electricity, or

shipping a Vornado product to a country not intended for use will void all warranties. Any unauthorized product modification, repair by unauthorized repair center, or use of non-approved replacement parts is not recommended and any consequences will not be covered by support services or product warranties. The product warranty will be honored only on models that are being used in the country intended. REPAIR OR REPLACEMENT AS PROVIDED UNDER THIS WARRANTY IS THE EXCLUSIVE REMEDY OF THE CONSUMER. VORNADO SHALL NOT BE LIABLE FOR ANY INCIDENTAL OR CONSEQUENTIAL DAMAGES FOR BREACH OF ANY EXPRESS OR IMPLIED WARRANTY ON THIS PRODUCT. EXCEPT TO THE EXTENT PROHIBITED BY APPLICABLE LAW, ANY IMPLIED WARRANTY OF MERCHANTABILITY OR FITNESS FOR A PARTICULAR PURPOSE ON THIS PRODUCT IS LIMITED IN DURATION TO THE DURATION OF THIS WARRANTY. Some states do not allow the exclusion or limitation of incidental or consequential damages, or allow limitations on how long an implied warranty lasts, so the above limitations or exclusions may not apply to you. This warranty gives you specific legal rights, and you may have other rights that vary from state to state. The manufacturer assumes no responsibility for damage caused by failure to follow these instructions or improper product use. Any such actions will invalidate the product warranty.

All company names and product names are trademarks of their respective owners. © All rights reserved. All technical information, data, and instructions for the installation, connection, and operation contained in these instructions for use correspond to the latest available information at time of printing. The contents of this manual may differ slightly from the actual product. Observe any additional supplements.

©2020 Vornado Air LLC, Andover, Kansas 67002 USA.

Specifications subject to change without notice.

Sharper Image® name and logo are registered trademarks.

Manufactured, marketed and distributed under license by Vornado Air LLC, Andover, Kansas 67002.

Manufactured in China.

U.S. Patents Pending.

Sharper Image® Distributed under license by Vornado Air LLC, Andover, Kansas 67002.

S H A R P E R I M A G E[®]